


Weight Conversion for Casting



To determine the approximate amount of gold / metal required for casting using Series 200 & 400 resins, follow these guidelines. Please note that these calculations include the center sprue. For heavier jewelry items, adjust the conversion number accordingly.

Casting **Gold / Metal Needed (g)**




 $=$

 \times
10

10kt Gold Printed File (g)


 $=$

 \times
12

14kt Gold Printed File (g)


 $=$

 \times
15

18kt Gold Printed File (g)

